

Mutina

Osso & Bottone by Ronan Bouroullec




EN

General information
Laying and maintenance tips
Colors
Technical features
Packing



General information


collection	Osso & Bottone
design	Ronan Bouroullec, 2024
production	Industrial
material	Unglazed porcelain stoneware, with full body coloured mixture
thickness	10 mm
sizes	Osso L: 7,5-23,1 cm Osso S: 3-27,5 cm Bottone L: 7,5-32,1 cm Bottone S: 3-27,5 cm
specification	5 colors: Sabbia, Grigio, Rosso, Blu, Verde
category	UNI EN 14411 App G (Bla group) UGL
patents	Registered design n° 015057019-0001/0016 – date of registration: 10/04/2024



OSSO L
7,5-23,1 cm
3"-9"



OSSO S
3-27,5 cm
1,2"-10,8"



BOTTONE L
7,5-32,1 cm
3"-12,5"



BOTTONE S
3-27,5 cm
1,2"-10,8"

Laying and maintenance tips

use	Floor, wall – indoor, outdoor.
installation	For an even, smooth shading effect when laying, alternate material from several different boxes
recommended adhesive	Adhesive for porcelain stoneware
recommended joints	4 millimeters. To obtain perfect harmony and modularity of the pieces, the 4 mm joint is mandatory for Bottone S and Bottone L.
recommended fillers	Cement-based grout (indoor, outdoor)/ epoxy grout (indoor only) Download the Grout Tables.
cleaning at the end of installation	CEMENT-BASED GROUT: Buffered acid (e.g. DETERDEK PRO by FILA, or similar). Wet the floor with water, dilute the product 1:5 with water and pour it on the floor. Wait for 2 or 3 minutes then use a white scotch Brite pad and rinse well with clean water. EPOXY GROUT: Alkaline detergent (e.g. FILA CR10 by FILA). FILA CR10: apply pure, wait for 30 minutes then use a green scotch Brite pad. SILICONE: Solvent for silicone (e.g. FILA ZERO SIL.). Pour it straight onto the stain, wait for 20 minutes and remove the mark using scotch Brite. PAINT: Can usually be removed using water, but if resin-based paints or particular enamels have been used, it is best to ask the manufacturer which solvent is most suitable. RUST: stain remover es. FILA NO RUST. Apply the product onto the stain, leave for 15 minutes, remove the residue and rinse thoroughly.
general cleaning (installed tiles)	You are recommended to use ordinary neutral detergent diluted in water
calibers (real size)	± 1,2 mm tolerance

Colours

OSSO S



Sabbia



Grigio



Rosso



Blu



Verde

OSSO L



Sabbia



Grigio



Rosso



Blu



Verde

BOTTONE S



Sabbia



Grigio



Rosso



Blu



Verde

BOTTONE L



Sabbia



Grigio



Rosso



Blu

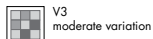


Verde

For information about the available grouts, please contact the sales department.

Technical features

STANDARD	FEATURES	VALUE REQUIRED	OSSO & BOTTONE
ISO 10545/3	water absorption	< 0,5%	0,15%
ISO 10545/4	breaking strength	≥ 1300 N	in conformity
	modulus of rupture	≥ 32 N/mm2	in conformity
ISO 10545/9	resistance to thermal shock	no visible alteration	resistant
ISO 10545/12	frost resistance	no visible alteration	resistant
ISO 10545/13	resistance to acids and alkalis (low and high concentration)	declared value	A
	resistance to household cleaning agents and swimming pool chemicals	minimum class B	A
ISO 10545/14	stains resistance	minimum class 3	5
DIN 51130	slip resistance		R11
DIN 51097	slip resistance		C
DCOF	slip resistance	>0,42	0,66
Pendulum BS (EN 16165-c)		Ptv > 0,36	55 dry 45 wet
Pendulum AS/NZS (4586313 app A)			47 P4
VOC Emission			available upon request
EPD			available upon request
Declaration of Contents			available upon request
SVHC declaration			available upon request



Packing

SIZE	PCS-SQM	PCS-BOX	SQM-BOX	BOX-PAL	KG-BOX	KG-PAL	SQM-PAL
OSSO S	120,00	60	0,50	72,00	10,45	752,40	36,00
OSSO L	57,69	30	0,52	80,00	11,05	884,00	41,60
BOTTONE S	120,00	60	0,50	72,00	11,25	810,00	36,00
BOTTONE L	41,51	22	0,53	76,00	11,80	896,80	40,28